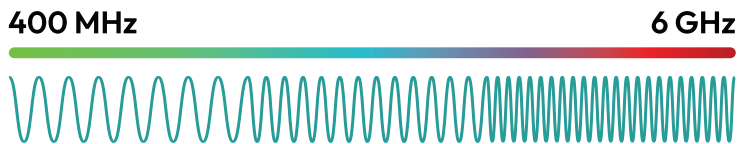




# Decisive Protection Against Evolving Threats

In an era of evolving threats, Alaris Antennas leads the way with cutting-edge Electronic Countermeasure (ECM) antennas. Designed to handle high power to neutralise hostile signals, our antennas deliver unrivalled reliability and versatility to empower your operations. From C-UAS, C-RCIED and EA jamming, our range of antennas is built to perform in high-stakes scenarios.



## Wide Bandwidth Coverage

Modern threat environments include multiple emitter types, fast frequency hopping radios operating across different frequency bands. Our Electronic Counter Measure antennas provide wideband coverage, to reduce the number of antennas required to engage multiple threats.




Multi-platforms

Designed for versatile deployment across land vehicles, naval vessels, and fixed installations. Robust mechanical design ensures reliable performance in extreme environments, from desert heat to Arctic cold.

Visit [antennas.alaris.tech](https://antennas.alaris.tech)

## What our antennas enable




### Force Protection in Tactical Environments

Shield ground forces and convoys from electronic threats. Mobile C-RCIED systems provide on-the-move protection, denying adversaries the electromagnetic advantage.



### Critical Infrastructure Protection

Defend high-value facilities and strategic installations against drone surveillance and attack. Persistent ECM coverage creates a protective barrier, denying adversaries the ability to gather intelligence or deliver weapons.









### Naval Platform Defense

Protect vessels from RF-guided threats such as hostile drones. Shipboard ECM antennas provide 360° coverage or focused directional or omni-directional jamming to degrade enemy systems, enhancing vessel survivability in contested waters.

Scan for more info



Form Factor	Product code	Frequency range	Polarisation	Gain	Power	VSWR	Mass (kg)	Operating Temp.	Dimensions	More info
-------------	--------------	-----------------	--------------	------	-------	------	-----------	-----------------	------------	-----------

					
<b>LPDA-A0123</b>	<b>OMNI-A0306</b>	<b>OMNI-A0266</b>	<b>MONO-A0062</b>	<b>MONO-A0066</b>	<b>LPDA-A0158</b>
800 – 6000 MHz	100 – 1000 MHz 1000 – 6000 MHz	500 – 6000 MHz	20 – 100 MHz	100 – 600 MHz	30 – 512 MHz
Linear (vertical and horizontal)	Vertical	Vertical	Vertical	Vertical	Adjustable (vertical or horizontal)
> 10 dBi typical	-5 to +5 dBi (depending on band & frequency)	0 dBi typical (in band)	> -12 dBi	0 dBi (±2 dB) typical	6–7 dBi across most of its operating range
315W @ 1 GHz, 110W @ 6 GHz (CW)	50W - 150W (Band dependant)	150 W CW, 80 W CW (Band dependant)	Feed Power: 1000W	Feed Power: 200W	Feed Power: 1000W
< 2.0:1	< 2.5:1	< 2.5:1 or better	< 2.5:1	< 2.5:1	< 2.5:1
6 kg (including brackets)	< 6 kg	< 1.6 kg	3.5 kg	2.5 kg	< 28 kg excluding isolating pole < 43 kg including isolating pole
-30 °C to +65 °C (no icing)	- 30 °C to +70 °C	Storage: -41 °C to +71 °C. Operation -31 °C to +55 °C	- 30 °C to + 65 °C (no icing)	- 30 °C to + 51 °C	-35 °C to 71 °C
203 mm x 1000 mm (d x l)	140 mm x 1100 mm (d x h)	580 mm x 80 mm (l x d)	2340 mm x 135 mm (l x base diameter)	500 mm ± 5 mm (h) Base 135 mm, radiator 250 mm	810 mm x 182 mm x 5350 mm
